

# FIRST BANK OF NIGERIA PLC

## CORPORATE PROFILE

**Website** www.firstbanknigeria.com

**Email** suggestions@firstbanknigeria.com

**Registered/Head Office**

Samuel Asabia House, 35 Marina, Lagos

**Legal Form Summary**

Commenced operations in Nigeria in 1894.  
Converted to a public company in 1970.

**Principal Activities** Commercial banking.

**Date of Incorporation** 1969

**NSE Listing Date** March, 1971

**Financial Year End** March 31

**Directors**

Mutallab, Umaru Abdul, CON - *Chairman*  
Ajekigbe, Jacobs Moyo - *MD/CEO*  
John Oche Aboh, Harriet-Ann Omobolanle  
Adesola, Ajibola Alarape Afonja, Aliyu Alkali  
Adamu, mni, Garba Duba, Aye Hassan-  
Odukale, MFR, Kehinde A. Lawanson,  
Abdullahi Mahmoud, Alex C. Otti, Oba A.  
Otudeko, OFR, Oladele Oyelola, Sanusi,  
Lamido Sanusi, Udo Udo-Aka, MON

**Company Secretary** Tijjani M. Borodo

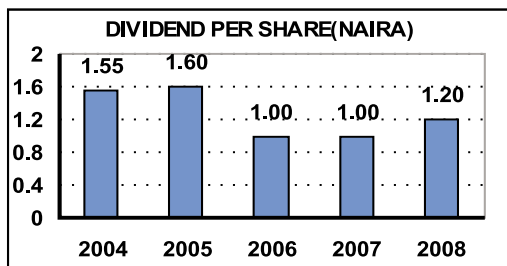
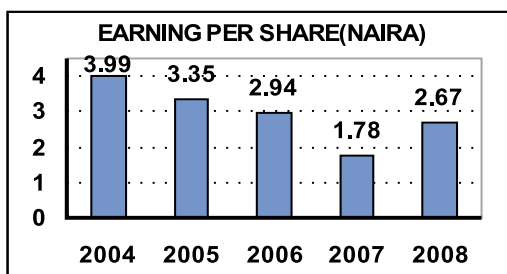
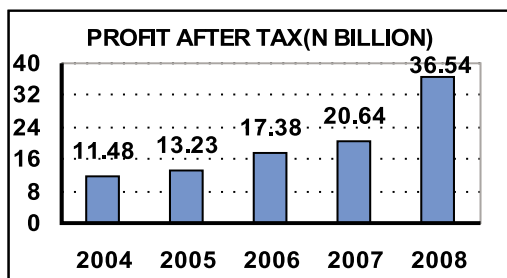
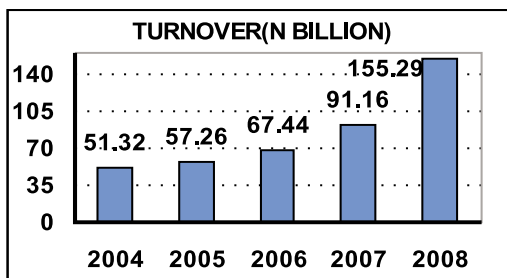
**Registrars** First Registrars Nigeria Ltd.

**Auditors** Akintola Williams Deloitte and  
PKF Pannell Kerr Forster

## BONUS AND DIVIDEND HISTORY

Year	Closure Date	Bonus	Dividend
2008	Aug. 8	1 for 4	₦1.20
2007	Aug. 20	1 for 6	₦1.00
2006	Aug. 14	1 for 1	₦1.00
2005	Aug. 12	1 for 4	₦1.60
2004	Aug. 6	1 for 8	₦1.55
2003	July 18	1 for 5	₦1.50
2002	July 22	1 for 4	₦1.30
2001	July 13	1 for 4	₦1.30
2000	July 10	1 for 4	₦1.25
1999	July 9	1 for 4	₦1.00
1998	July 6	-	10K

## 5-YEAR PER SHARE DATA CHARTS



**FIRST BANK OF NIGERIA PLC QUARTERLY FINANCIAL RESULTS ( 2008)**

	Q3			Year		
	2007	2006	%Change	2007	2006	%Change
End Date	Dec. 31	Dec. 31		March 31	March 31	
Turnover (₦'m)	₦105.214b	₦63.722b	<b>65.11</b>	155,29	91,1638	<b>70.35</b>
Profit Before Tax	₦32.812b	₦19.259b	<b>70.37</b>	47,694	25,854	<b>84.47</b>
Tax	(₦6.890b)	(₦4.439b)	<b>55.22</b>	(6,632)	(5,308)	<b>24.94</b>
Profit After Tax	₦5.922b	₦14.820b	<b>74.91</b>	36,540	20,636	<b>77.07</b>
	Q1			Q2		
	2008	2007	%Change	2008	2007	%Change
End Date	June 30	June 30		Sept. 30	Sept. 30	
Turnover(₦'million)	₦43.25b	₦27.30b	<b>58.42</b>	96,947	65,508	<b>47.99</b>
Profit Before Tax	₦13.48b	₦7.28b	<b>85.16</b>	30,048	19,332	<b>55.43</b>
Tax	(₦2.81b)	(₦1.62b)	<b>73.46</b>	(6,277)	(4,060)	<b>54.61</b>
Profit After Tax	₦10.67b	₦5.66b	<b>88.52</b>	23,771	15,272	<b>55.65</b>

**FIRST BANK OF NIGERIA PLC FIVE-YEAR FINANCIAL SUMMARY (2004 – 2008)**

	2008	2007	2006	2005	2004
	₦'million	₦'million	₦'million	₦'million	₦'million
<b>ASSETS</b>					
Cash and short-term funds	89,130	61,844	50,992	32,881	24,098
Due from other banks and financial institutions	527,900	264,405	169,580	129,256	124,591
Bills discounted	147,680	159,832	108,316	105,624	98,848
Trading securities	100,665	75,847	-	-	-
Managed funds	62,648	22,070	-	-	-
Investments	53,742	56,993	60,875	21,651	17,458
Investment properties	2,151	186	-	-	-
Loans and advances	459,373	217,995	177,303	123,739	83,500
Advances under finance lease	10,297	3,043	1,701	1,283	-
Other assets	43,923	31,664	31,851	43,716	24,307
Equipment on lease	-	-	-	-1,316	-
Fixed assets	30,033	17,548	14,222	12,689	10,093
Goodwill	-	-	1,984	-	-
<b>TOTAL ASSETS</b>	<b>1,527,542</b>	<b>911,427</b>	<b>616,824</b>	<b>470,839</b>	<b>384,211</b>
<b>LIABILITIES</b>					
Deposit and current accounts	700,197	599,689	448,915	332,196	255,491
Due to other banks	155,109	85,664	323	-	-
Managed funds	62,648	22,070	-	-	-
Tax payable	8,836	7,470	5,142	4,758	4,700
Deferred taxation	6,735	2,657	2,746	2,089	1,625
Dividend	-	-	5,238	6,325	5,429
Other liabilities	208,969	88,149	90,183	75,666	74,655
Long term borrowing	29,414	22,101	-	-	-
	1,171,908	827,800	552,247	421,034	341,900
SHAREHOLDERS' FUNDS	355,634	83,627	64,277	48,726	41,605
MINORITY INTERESTS	-	-	1,079	706	-
<b>TOTAL LIABILITIES</b>	<b>1,527,542</b>	<b>911,427</b>	<b>616,824</b>	<b>470,839</b>	<b>384,211</b>
Gross earnings	155,293	91,163	67,440	57,255	51,318
Profit on ordinary activities before taxation	47,694	25,854	21,833	16,808	14,853
Exceptional item	-	-	3,703	-	-
Profit on ordinary activities after taxation and exceptional item	36,540	20,636	21,833	16,808	14,853
Profit after taxation	36,540	20,636	17,383	13,234	11,483
Amortisation of goodwill	-	-	1,984	-	-
Profit attributable to ordinary shareholders	36,540	18,652	15,399	13,234	11,483
Dividend	-	-	5,238	6,325	5,429
Return on shareholders' funds	10%	22%	24%	27%	28%
Earnings per share (basic):					
Basic	267K	178K	294K	335K	399K
Dividend per share -actual	-	-	100K	160K	155K

**I.P.W.A PLC**

**CORPORATE PROFILE**

**Website/Email** -  
**Registered/Head Office** -  
**Legal Form Summary** -  
**Principal Activities**  
 Production and sales of paints, varnishes, etc.  
**Date of Incorporation** -  
**NSE Listing Date** November, 1978  
**Financial Year End** December 31

**Directors**

Chief (Dr.) Silas Bandele Daniyan, CON-  
*Chairman*, Engr. Sulaimon Ibikunle Tella - *MD/*  
*CEO*, Chief Emmanuel Olatunji Adesoye,  
 Sir Michael Onwuka Okeke, Patrick  
 Chinweike Abuka, Esq., Chief Folorunsho  
 Daniyan, Oluwagbemiga Babatunde  
 Adesoye, Esq. (Alternate), Miss Mary Abike  
 Daniyan

**Company Secretary**

Crownsec Consults Limited

**Registrars** Union Registrars Limited

**Auditors** Balogun Badejo & Co.

**BONUS AND DIVIDEND HISTORY**

Year	Closure Date	Bonus	Dividend
2008	Aug. 25	-	2K
1999	June 28	-	12.5K
1998	July 20	-	10K

**QUARTERLY FINANCIAL RESULTS (2008)**

	Year		
	2007	2006	%Change
End Date	Dec. 31	Dec. 31	
Turnover	N485.671m	N303.920m	<b>59.80</b>
Profit Before Tax	N73.611m	(N49.230m)	<b>249.52</b>
Tax	(N5.093m)	(N957,000)	<b>432.18</b>
Profit After Tax	N68.518m	(N50.187m)	<b>236.53</b>
	Q1		
	2008	2007	%Change
End Date	March 31	March 31	
Turnover	N119.342m	N81.861m	<b>45.79</b>
Profit Before Tax	N38.738m	(N15.686m)	<b>46.96</b>
Tax	N956,000	-	-
Profit After Tax	N37.782m	(N15.686m)	<b>340.86</b>

**AFRICAN PAINTS (NIG.)**

**CORPORATE PROFILE**

**Website/Email** africanpaints@yahoo.co.uk  
**Registered/Head Office**  
 Plot 51, Morison Crescent, Alausa/Oregun  
 Industrial Estate, P. M. B. 21538, Ikeja, Lagos  
 Tel: General: 234-01-4775237

**Legal Form Summary** -

**Principal Activities**

Agro-Chemicals, General Chemicals, Paints

**Date of Incorporation** -

**NSE Listing Date** July 30, 1996

**Financial Year End** December 31

**Directors**

Chief Olugbenga Akinbiyi Akinnawo -  
*Chairman*, Prince Oladimeji Ladigbolu  
 - *MD/CEO*, High Chief (Engr.) Egun Olawoye,  
 Chief (Dr.) Eniola Olasehinde Akinsete, Alhaja  
 Amudatu Amoke Amusan, Mr. Musiliu Adetayo  
 Amusan, Mr. Peter Nwabuto Christopher  
 Okolo

**Company Secretary**

SKO Management Services

**Registrars** First Registrars Nigeria Limited

**Auditors** BDO Oyediran Faley Oke & Co

**QUARTERLY FINANCIAL RESULTS (2008)**

	Year		
	2007	2006	%Change
End Date	Dec. 31	Dec. 31	
Turnover	N59.9m	N78.11m	<b>-23.31</b>
Profit Before Tax	-	-	-
Tax	-	-	-
Profit After Tax	N16.42	N22.3m	<b>-26.37</b>

**PREMIER PAINTS PLC**

**QUARTERLY FINANCIAL RESULTS (2008)**

	Year		
	2007	2006	%Change
End Date	Dec. 31	Dec. 31	
Turnover	N186.02m	N203.1m	<b>-8.41</b>
Profit Before Tax	-	-	-
Tax	-	-	-
Profit After Tax	N6.11m	(N16.6m)	<b>-136.81</b>

## JULIUS BERGER NIGERIA PLC

### CORPORATE PROFILE

**Website** www.julius-berger.com  
**Email** jbn@julius-berger.com  
**Registered/HeadOffice**  
 Utako District, Berger Junction, P.O. Box 453,  
 Abuja, FCT. Tel: 234-09-6110000, 5233067-69  
 Fax: 234-09-5233066, 5234048

**Legal Form Summary** Became a public liability company in 1979.

**Principal Activities** Construction, manufacturing and installation of aluminum building components and port management services

**Date of Incorporation** 1970  
**NSE Listing Date** September 20, 1991  
**Financial Year End** December 31

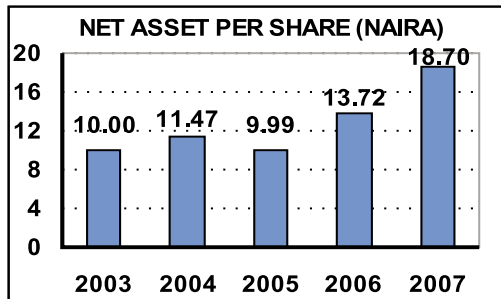
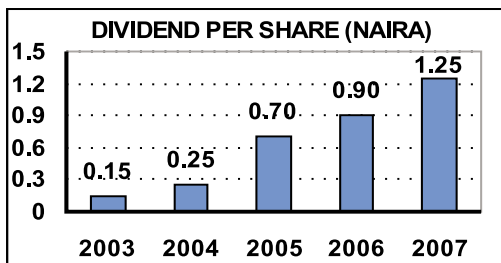
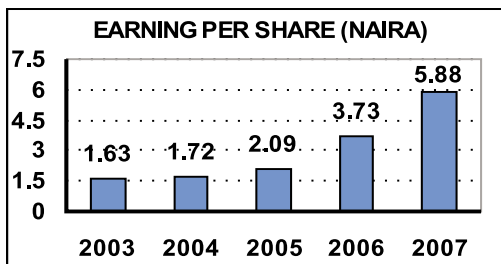
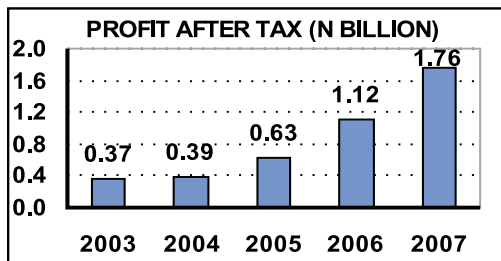
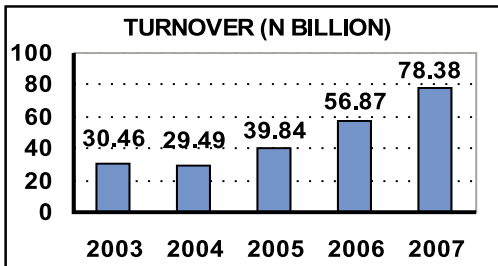
**Directors** Brig.-Gen. (Dr.) M.O. Johnson (Rtd.) - *Chairman*, Dipl.-Ing. Dr. H. Wittmann, OON - *Vice Chairman*, W. Goetsch - *Managing Director*, G. Marks, H.G. Christ, Chief (Mrs.) L.Y.A. Andohol Katsina-Alu, HRH Igwe P.N. Anugwu, J.P., OFR, Air-Vice Marshal Nura Imam (Rtd.), CFR, J. Damulak, Engr. R.A. Salami

**Company Secretary** O. A. Agbaje, Esq.  
**Registrars** Union Registrars Limited  
**Auditors** Akintola Williams Deloitte

### BONUS AND DIVIDEND HISTORY

Year	Closure Date	Bonus	Dividend
2008	Aug. 7	3 for 1	₦1.25
2007	Aug. 2	-	90K
2006	July 27	-	70K
2005	Aug. 4	1 for 3	25K
2004	July 27	-	15K
2003	Aug. 25	-	25K
2001	Aug. 15	1 for 5	50K
2000	Oct. 17	1 for 4	36K
1999	Sept. 7	-	40K
1998	Aug. 18	-	34K

### 5-YEAR PER SHARE DATA CHARTS



**STARCOMMS PLC****CORPORATE PROFILE**

<b>Website/Email</b>	-	<b>Directors</b>	
<b>Registered/Head Office</b>		Chief Maan Lababidi, OON - <i>Chairman</i>	
	Plot 1261C Bishop Kale Close, Off Saka Tinubu Street, Victoria Island, Lagos. Tel: 234- 01-8048000 Fax: 234-01-8710301	Mr. Maher Qubain - <i>MD/CEO</i>	
		Mr. Omar Lababidi	
		Mr. Navaid Burney	
		Folabi Williams	
		Paul Edwards	
		John Owers	
		Michel Rosse	
<b>Legal Form Summary</b>	-		
<b>Principal Activities</b>	Telecommunication		
<b>Date of Incorporation</b>	-	<b>Company Secretary</b>	INCO Services Ltd
<b>NSE Listing Date</b>	July 14, 2008	<b>Registrars</b>	First Registrars Nigeria Ltd
<b>Financial Year End</b>	December 31	<b>Auditors</b>	KPMG Professional Services

**QUARTERLY FINANCIAL RESULTS (2008)**

	Q1			Year		
	2008	2007	%Change	2008	2007	%Change
End Date	March 31	March 31		June 30	June 30	
Turnover(₦'000)	13,535,187	21,124,118	<b>-35.93</b>	40,119,263	7,699,780	<b>421.04</b>
Profit Before Tax	5,122,279	7,434,885	<b>-31.10</b>	10,348,547	3,003,976	<b>244.49</b>
Tax	(1,184,734)	(1,672,741)	<b>-29.17</b>	(2,156,844)	(841,113)	<b>156.43</b>
Profit After Tax	3,937,544	5,762,144	<b>-31.67</b>	8,191,703	2,162,863	<b>278.74</b>
	Q2			Q3		
	2008	2007	%Change	2008	2007	%Change
End Date	June 30	June 30		Sept. 30	Sept. 30	
Turnover(₦'million)	17,458	8,695	<b>100.78</b>	27,133	14,730	<b>84.20</b>
Profit Before Tax	(1,850)	(381)	<b>385.56</b>	(3,007)	(1,003)	<b>199.80</b>
Tax	(836)	-	-	(859)	(328)	<b>161.89</b>
Profit After Tax	(1,014)	(381)	<b>166.14</b>	(2,149)	(675)	<b>218.37</b>

**THE WISE INVESTOR**

*Take your losses quickly and your profits  
slowly.*